

RVU'S
(Relative Value Unit)

Example 1

Professional Services – Clinical

<u>Total RVUs</u>
FY 2007 – 2828.92
FY 2008 – 3032.37
FY 2009 – 3325.49
FY 2010 – 2979.54
FY 2011 – 3283.54
FY 2012 – 4140.91
FY 2013 – 3777.65

Clinic Schedule

	<u>Monday</u>	<u>Tuesday</u>	<u>Wednesday</u>	<u>Thursday</u>	<u>Friday</u>
<u>AM</u>	General – 6-8 patients/week	ABC Clinic – 5-7 patients/week	XYZ Clinic – 3 patients/week	ABC Clinic – 6-8 patients/week	Research/Admin Resident Continuity Clinic once/month = 4-5 residents x 3-4 patients/resident
<u>PM</u>	Research	General – 6-8 patients/week	QRS Clinic – 2 patients/week Inpatient XYZs – 2 patients/week	XYZ Clinic – 4-5 patients/week	Research/Admin

Clinic Volume

	<u>Established/Return Visits</u>	<u>New Patient Visits</u>	<u>Other Visits</u>	<u>Procedures Visits</u>	<u>Total</u>
FY2010	292	197		75	564
FY2011	505	307		108	920
FY2012	519	282		169	970
FY2013	533	361	4	140	938
Grand Total	1849	1047	4	492	3392

Example 2

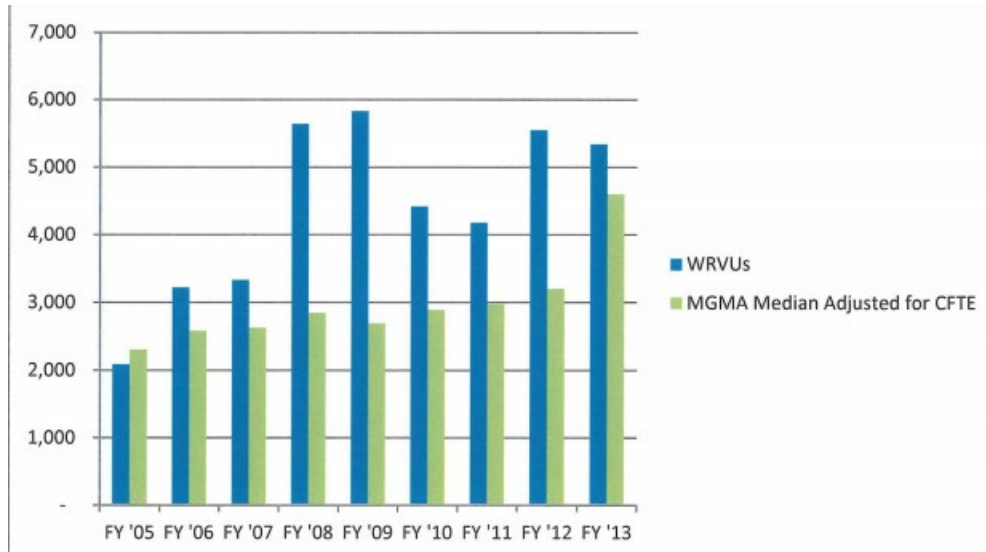
Narrative with year by year explanation of clinical duties. For example:

FY2014:

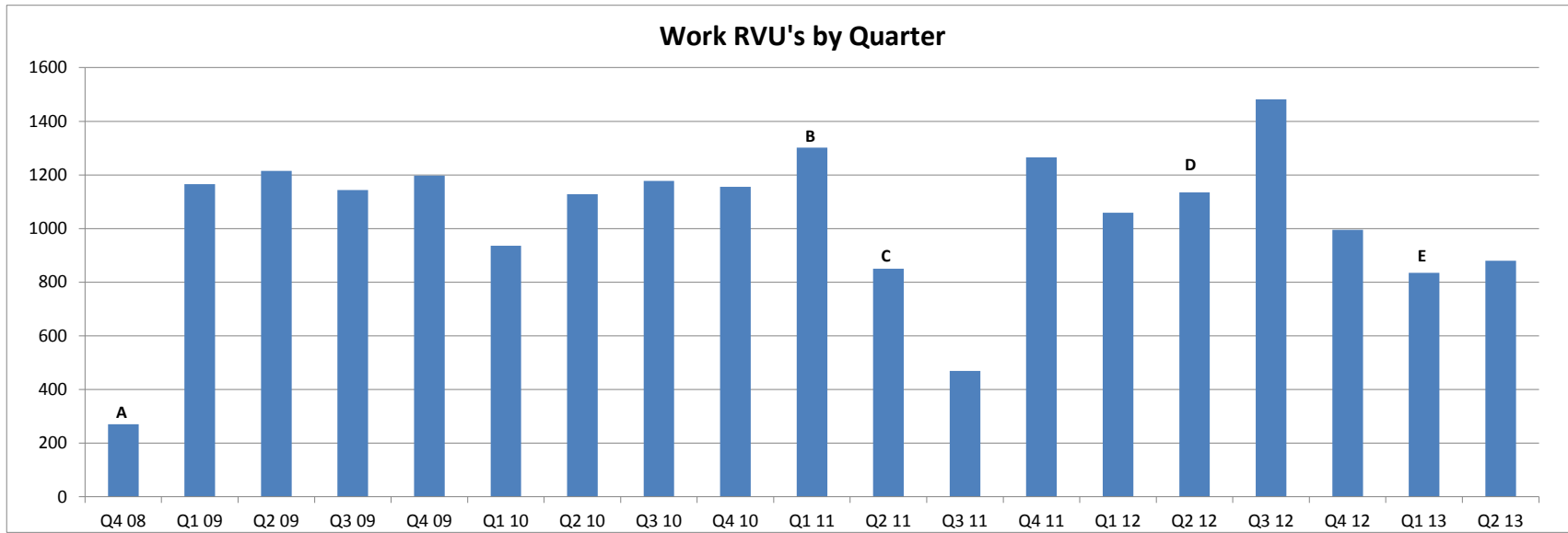
- 80% clinical activity. (WRVU's not available at this time)
- KUMC 2.5 clinic days/work and 1.5 OR days/week

FY2013:

- 85% clinical activity.
- WRVU's: 5500 (MGMA Median 3200)
- KUMC 1.5 clinic days/week and 1 OR day/week with patient satisfaction above 90th percentile
- Truman Medical Center 1 clinic day/week and .25 OR days/week
- KCVVA .5 clinic days/week

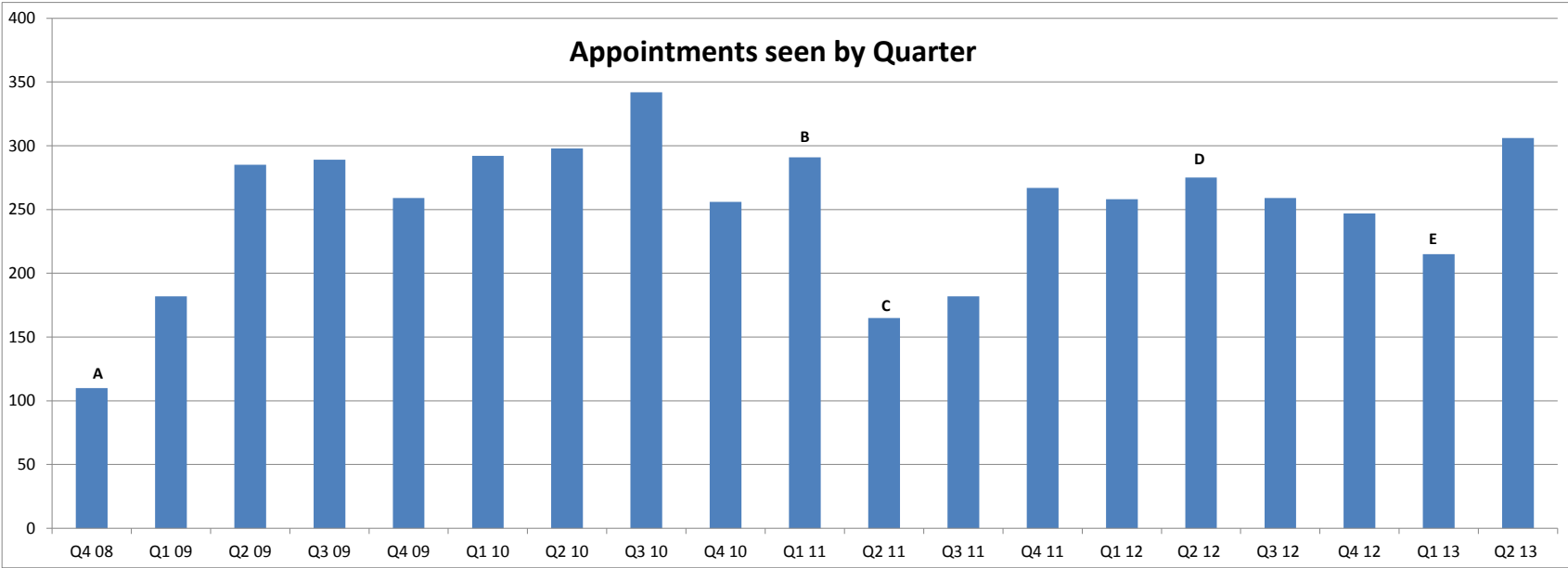


Example 3



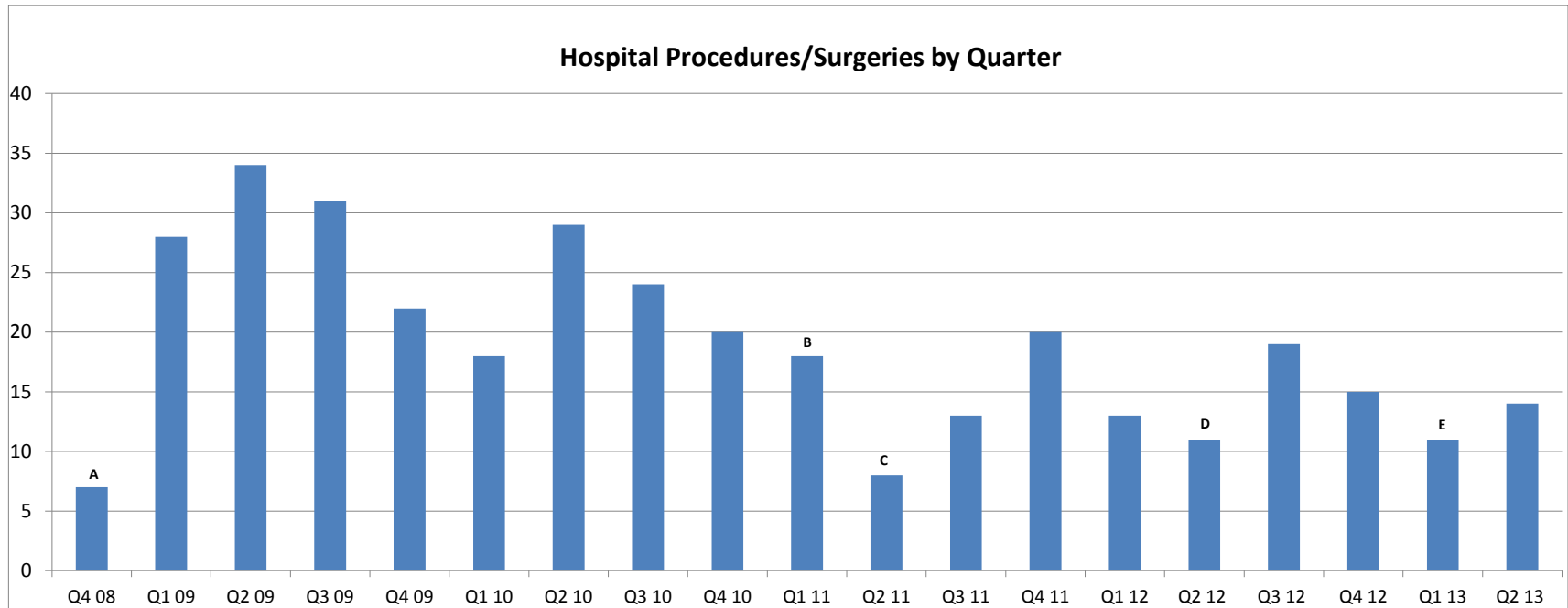
- A = .75 FTE clinical service
- B = .5 FTE clinical service
- C = Birth of 3rd child
- D = .3 FTE clinical service
- E = ACGME Site Visit

Example 3.1



- A = .75 FTE clinical service
- B = .5 FTE clinical service
- C = Birth of 3rd child
- D = .3 FTE clinical service
- E = ACGME Site Visit

Example 3.2



A = .75 FTE clinical service
B = .5 FTE clinical service
C = Birth of 3rd child
D = .3 FTE clinical service
E = ACGME Site Visit