

Annual Medical Tuition & Fees Comparison

University of Kansas Medical Center



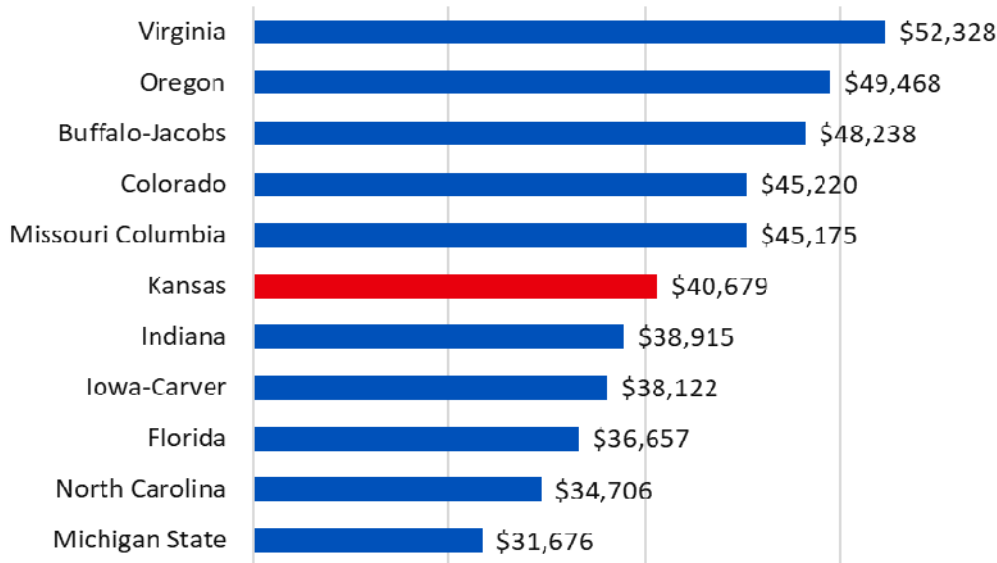
Last Updated: January 2024

Academic Year
2023-24

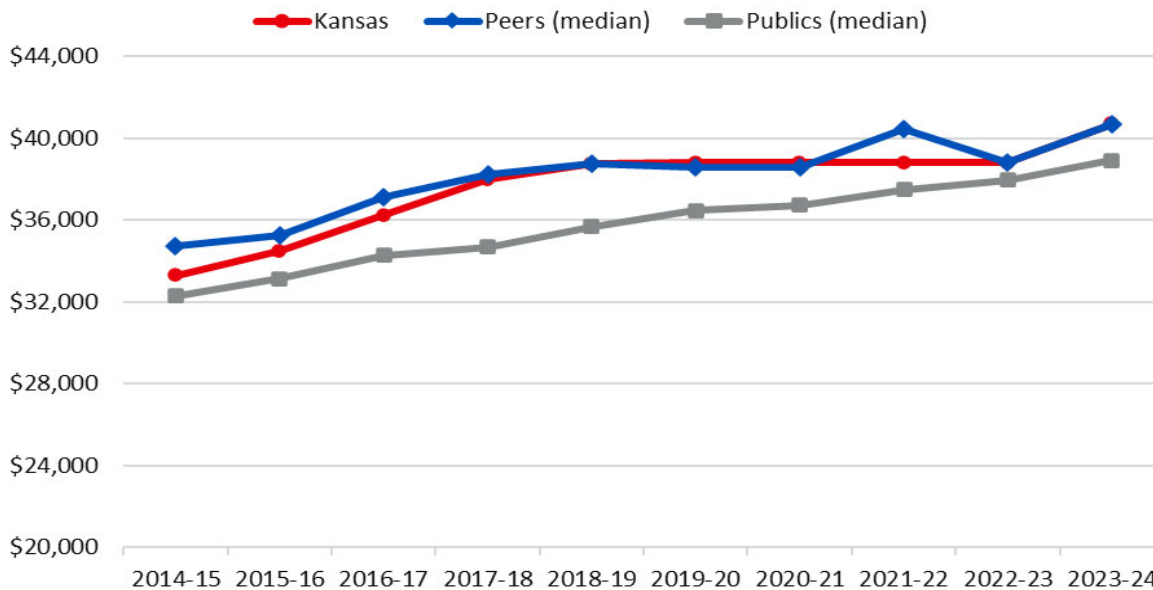
Residency
Resident

Comparison Group
Peer Universities

Resident, Medical Tuition & Fees, 2023-24
Peer Universities



Resident, Medical Tuition & Fees, 2014-15 to 2023-24



Academic Year	2015	2016	2017	2018	2019	2020	2021	2022	2023	2024
Kansas	\$33,280	\$34,470	\$36,211	\$37,986	\$38,735	\$38,785	\$38,785	\$38,785	\$38,785	\$40,679
Peers (median)	\$34,724	\$35,249	\$37,142	\$38,195	\$38,735	\$38,544	\$38,544	\$40,467	\$38,785	\$40,679
Publics (median)	\$32,293	\$33,144	\$34,281	\$34,682	\$35,659	\$36,448	\$36,710	\$37,477	\$37,940	\$38,915

Annual Medical Tuition & Fees Comparison

University of Kansas Medical Center



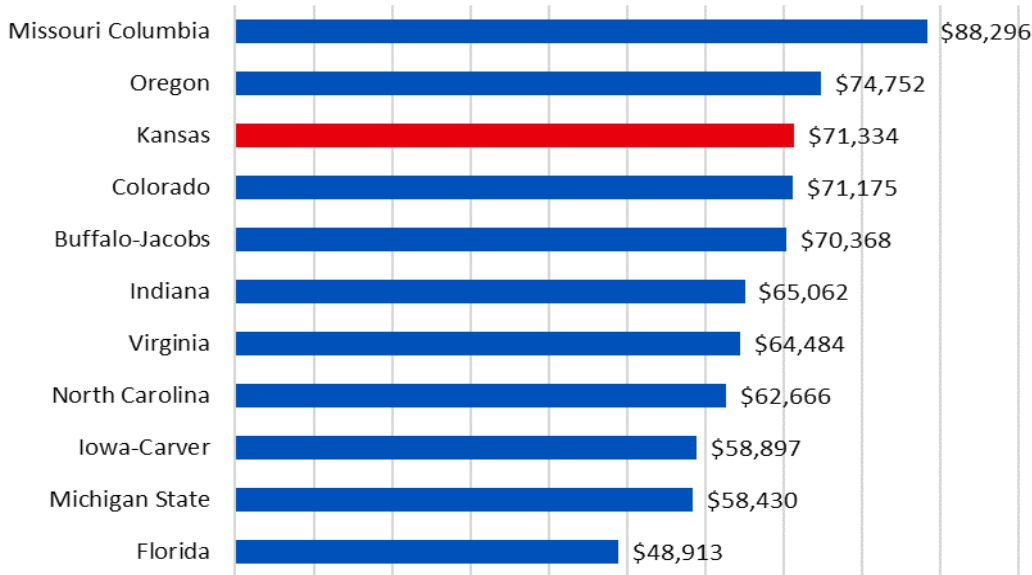
Last Updated: January 2024

Academic Year
2023-24

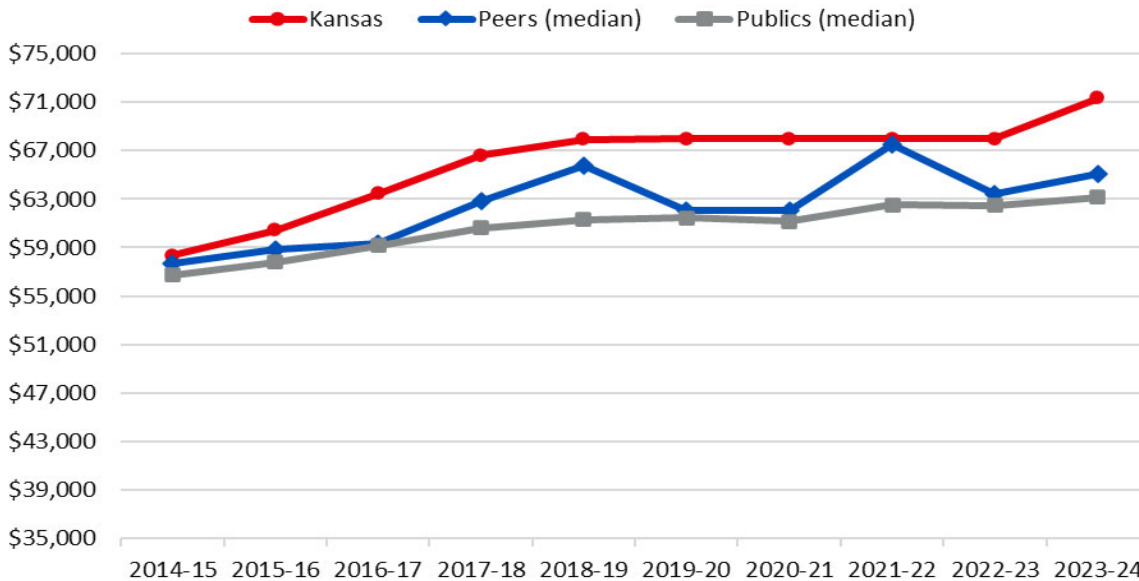
Residency
Non-Resident

Comparison Group
Peer Universities

Non-Resident, Medical Tuition & Fees, 2023-24
Peer Universities



Non-Resident, Medical Tuition & Fees, 2014-15 to 2023-24



Academic Year	2015	2016	2017	2018	2019	2020	2021	2022	2023	2024
Kansas	\$58,338	\$60,432	\$63,470	\$66,609	\$67,930	\$67,980	\$67,980	\$67,980	\$67,980	\$71,334
Peers (median)	\$57,226	\$58,842	\$59,314	\$62,830	\$65,714	\$62,095	\$62,095	\$67,539	\$63,464	\$65,062
Publics (median)	\$56,713	\$57,802	\$59,170	\$60,642	\$61,323	\$61,444	\$61,163	\$62,541	\$62,455	\$63,158

Annual Medical Tuition & Fees Comparison

University of Kansas Medical Center



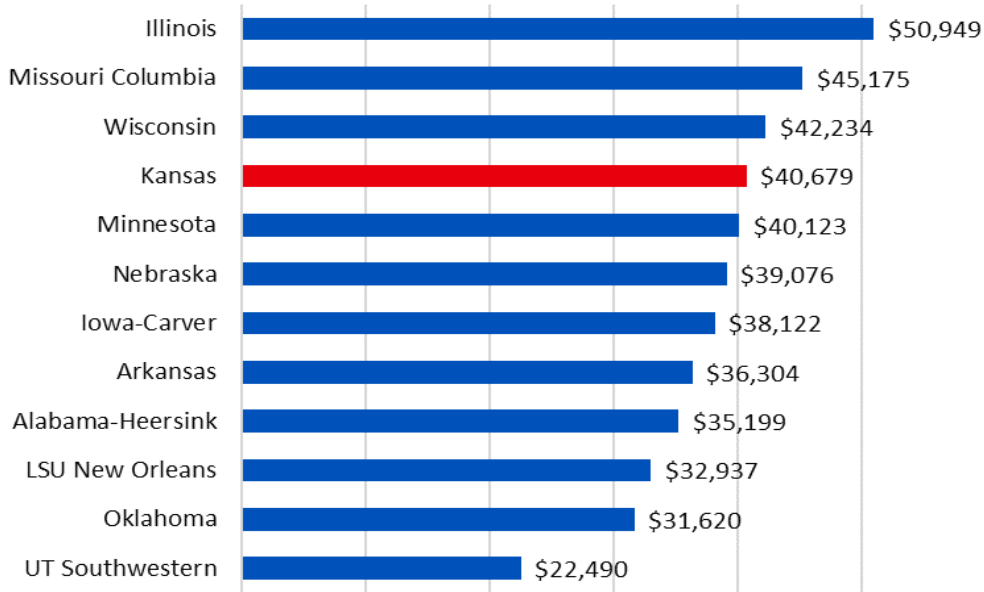
Last Updated: January 2024

Academic Year
2023-24

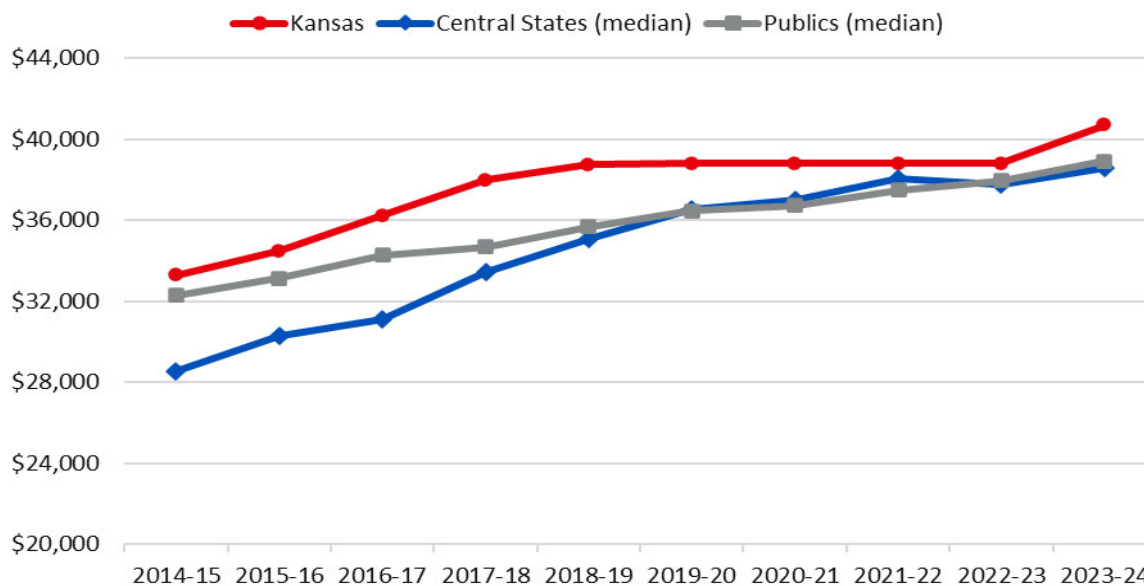
Residency
Resident

Comparison Group
Central States Region

Resident, Medical Tuition & Fees, 2023-24
Central States Region



Resident, Medical Tuition & Fees, 2014-15 to 2023-24



Academic Year	2015	2016	2017	2018	2019	2020	2021	2022	2023	2024
Kansas	\$33,280	\$34,470	\$36,211	\$37,986	\$38,735	\$38,785	\$38,785	\$38,785	\$38,785	\$40,679
Peers (median)	\$28,522	\$30,300	\$31,110	\$33,440	\$35,063	\$36,540	\$37,005	\$38,043	\$37,776	\$38,599
Publics (median)	\$32,293	\$33,144	\$34,281	\$34,682	\$35,659	\$36,448	\$36,710	\$37,477	\$37,940	\$38,915

Annual Medical Tuition & Fees Comparison

University of Kansas Medical Center



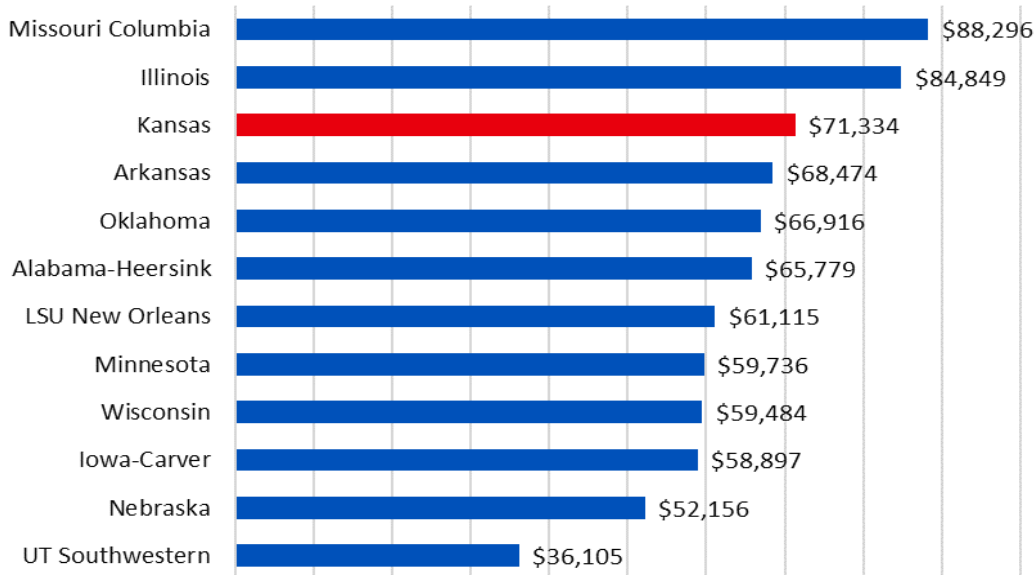
Last Updated: January 2024

Academic Year
2023-24

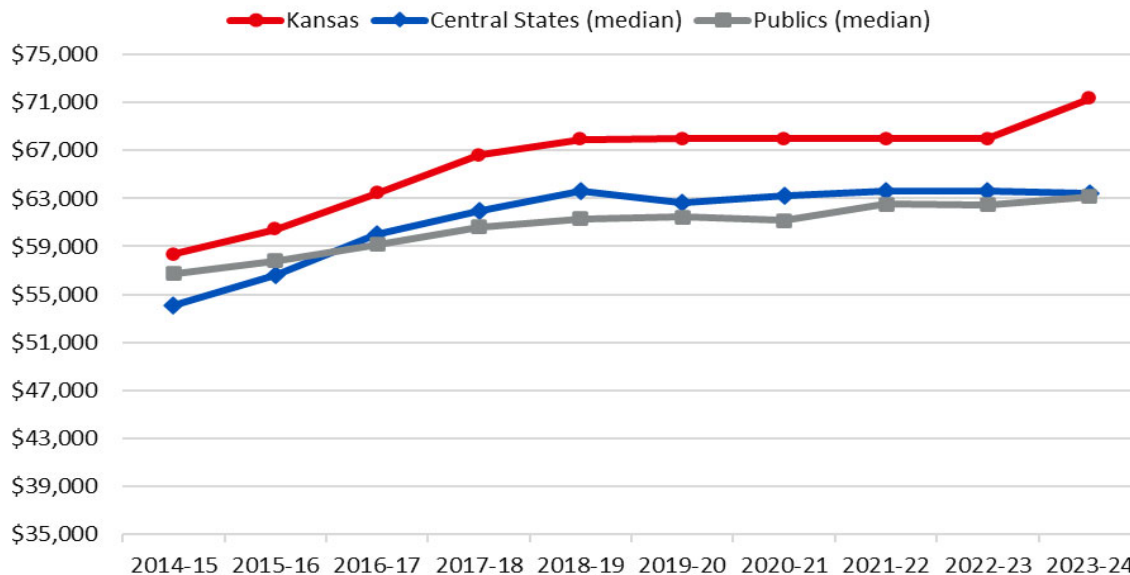
Residency
Non-Resident

Comparison Group
Central States Region

Non-Resident, Medical Tuition & Fees, 2023-24
Central States Region



Non-Resident, Medical Tuition & Fees, 2014-15 to 2023-24



Academic Year	2015	2016	2017	2018	2019	2020	2021	2022	2023	2024
Kansas	\$58,338	\$60,432	\$63,470	\$66,609	\$67,930	\$67,980	\$67,980	\$67,980	\$67,980	\$71,334
Peers (median)	\$54,100	\$56,610	\$60,042	\$61,974	\$63,589	\$62,632	\$63,262	\$63,605	\$63,647	\$63,447
Publics (median)	\$56,713	\$57,802	\$59,170	\$60,642	\$61,323	\$61,444	\$61,163	\$62,541	\$62,455	\$63,158