

Annual Medical Tuition & Fees Comparison

University of Kansas Medical Center



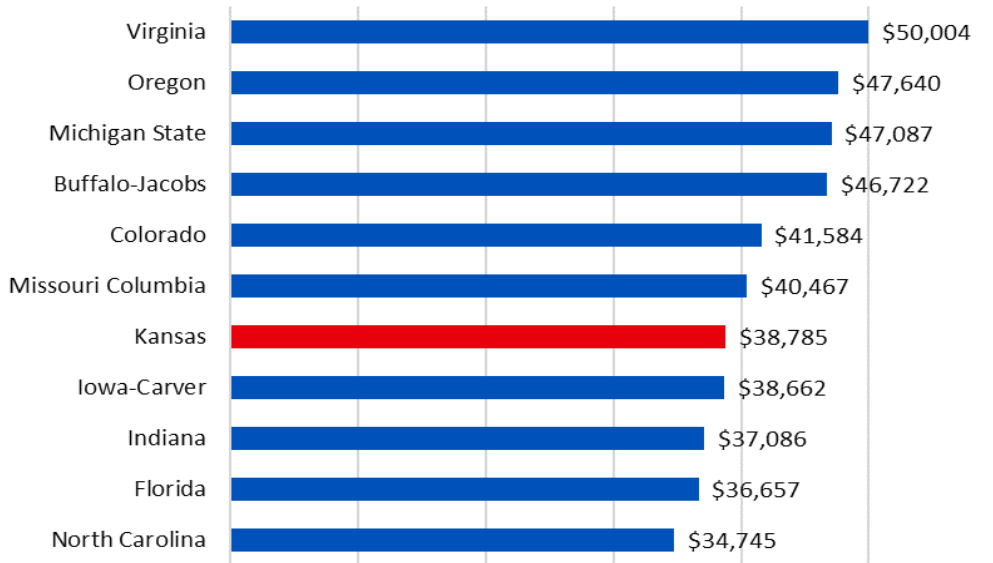
Last Updated: August 2022

Academic Year
2021-22

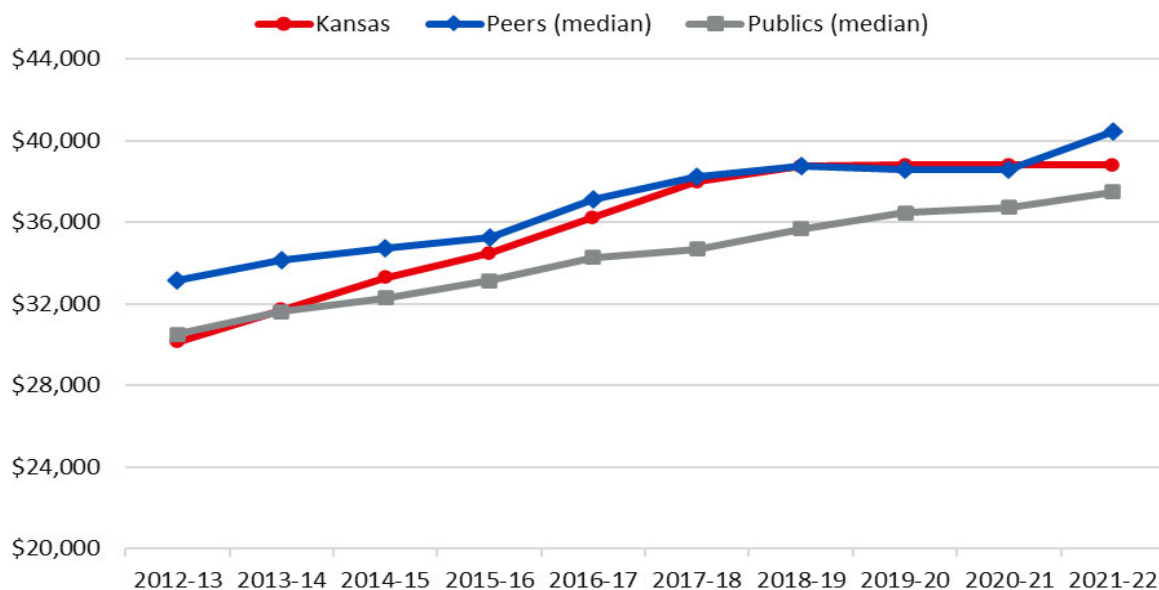
Residency
Resident

Comparison Group
Peer Universities

Resident, Medical Tuition & Fees, 2021-22
Peer Universities



Resident, Medical Tuition & Fees, 2012-13 to 2021-22



Academic Year	2013	2014	2015	2016	2017	2018	2019	2020	2021	2022
Kansas	\$30,130	\$31,708	\$33,280	\$34,470	\$36,211	\$37,986	\$38,735	\$38,785	\$38,785	\$38,785
Peers (median)	\$33,146	\$34,124	\$34,724	\$35,249	\$37,142	\$38,195	\$38,735	\$38,544	\$38,544	\$40,467
Publics (median)	\$30,514	\$31,599	\$32,293	\$33,144	\$34,281	\$34,682	\$35,659	\$36,448	\$36,710	\$37,477

Annual Medical Tuition & Fees Comparison

University of Kansas Medical Center

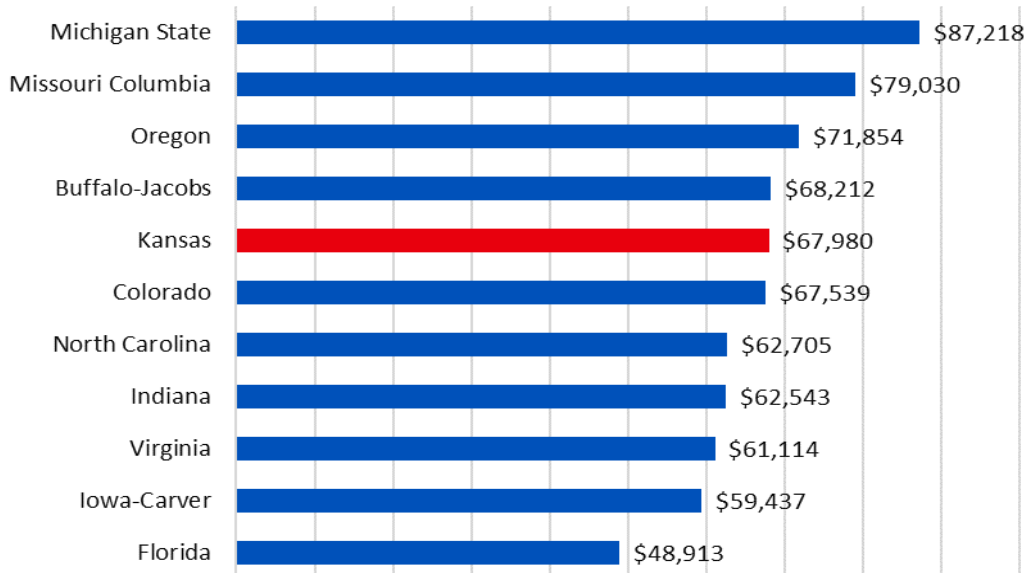
Last Updated: August 2022

Academic Year
2021-22

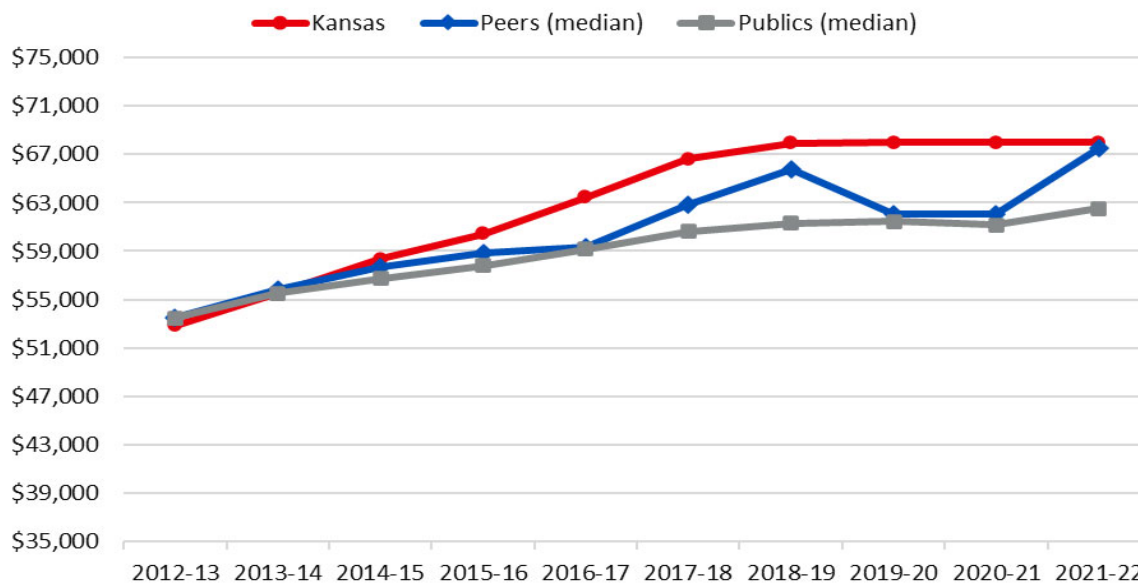
Residency
Non-Resident

Comparison Group
Peer Universities

Non-Resident, Medical Tuition & Fees, 2021-22
Peer Universities



Non-Resident, Medical Tuition & Fees, 2012-13 to 2021-22



Academic Year	2013	2014	2015	2016	2017	2018	2019	2020	2021	2022
Kansas	\$52,860	\$55,574	\$58,338	\$60,432	\$63,470	\$66,609	\$67,930	\$67,980	\$67,980	\$67,980
Peers (median)	\$53,482	\$55,822	\$57,726	\$58,842	\$59,314	\$62,830	\$65,714	\$62,095	\$62,095	\$67,539
Publics (median)	\$53,482	\$55,540	\$56,713	\$57,802	\$59,170	\$60,642	\$61,323	\$61,444	\$61,163	\$62,541

Annual Medical Tuition & Fees Comparison

University of Kansas Medical Center



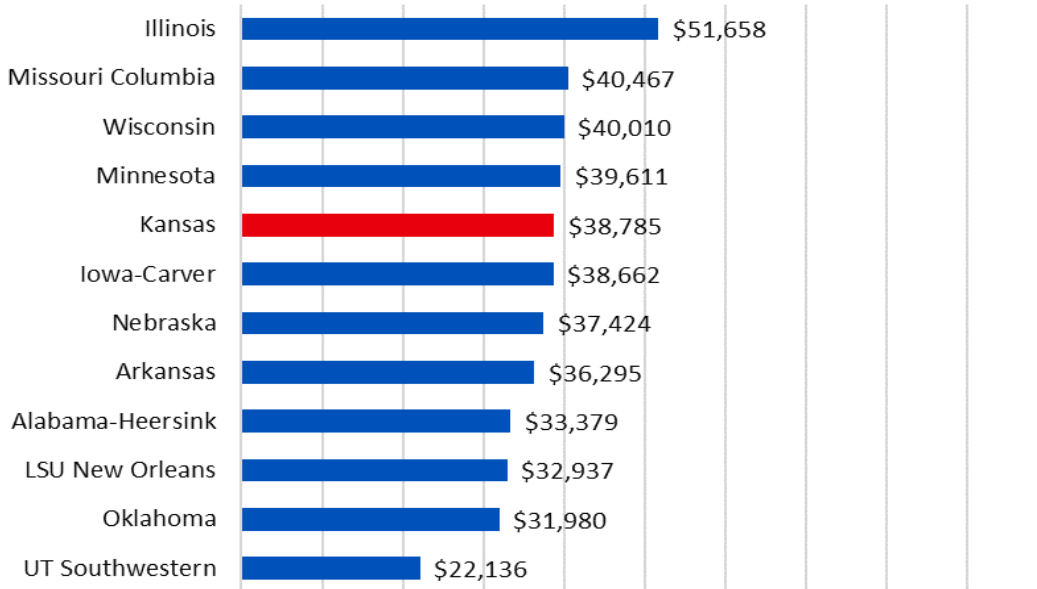
Last Updated: August 2022

Academic Year
2021-22

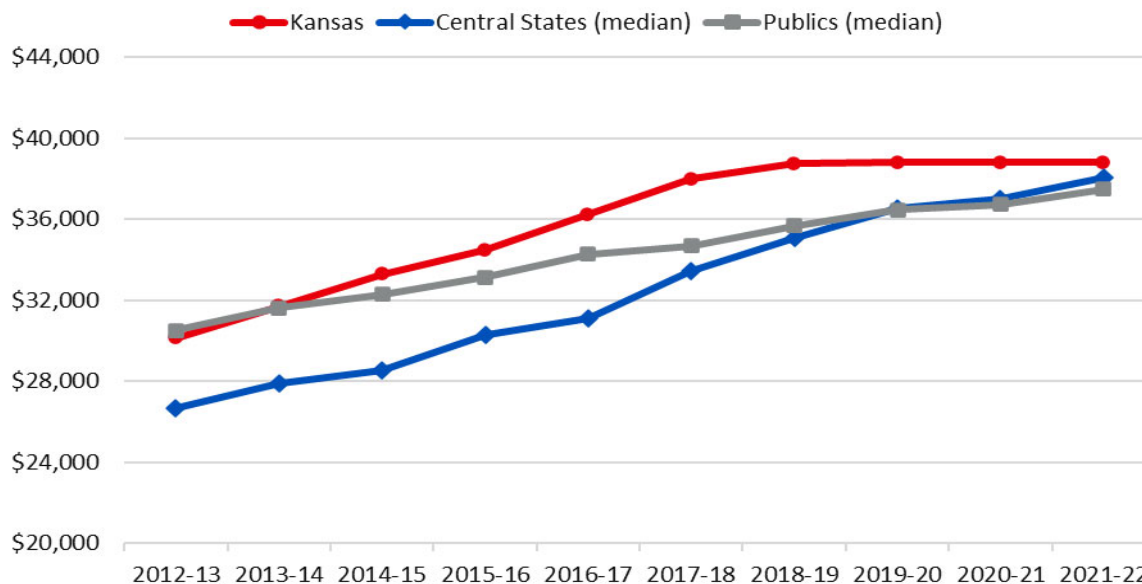
Residency
Resident

Comparison Group
Central States Region

Resident, Medical Tuition & Fees, 2021-22
Central States Region



Resident, Medical Tuition & Fees, 2012-13 to 2021-22



Academic Year	2013	2014	2015	2016	2017	2018	2019	2020	2021	2022
Kansas	\$30,130	\$31,708	\$33,280	\$34,470	\$36,211	\$37,986	\$38,735	\$38,785	\$38,785	\$38,785
Central States (median)	\$26,651	\$27,912	\$28,522	\$30,300	\$31,110	\$33,440	\$35,063	\$36,540	\$37,005	\$38,043
Publics (median)	\$30,514	\$31,599	\$32,293	\$33,144	\$34,281	\$34,682	\$35,659	\$36,448	\$36,710	\$37,477

Annual Medical Tuition & Fees Comparison

University of Kansas Medical Center



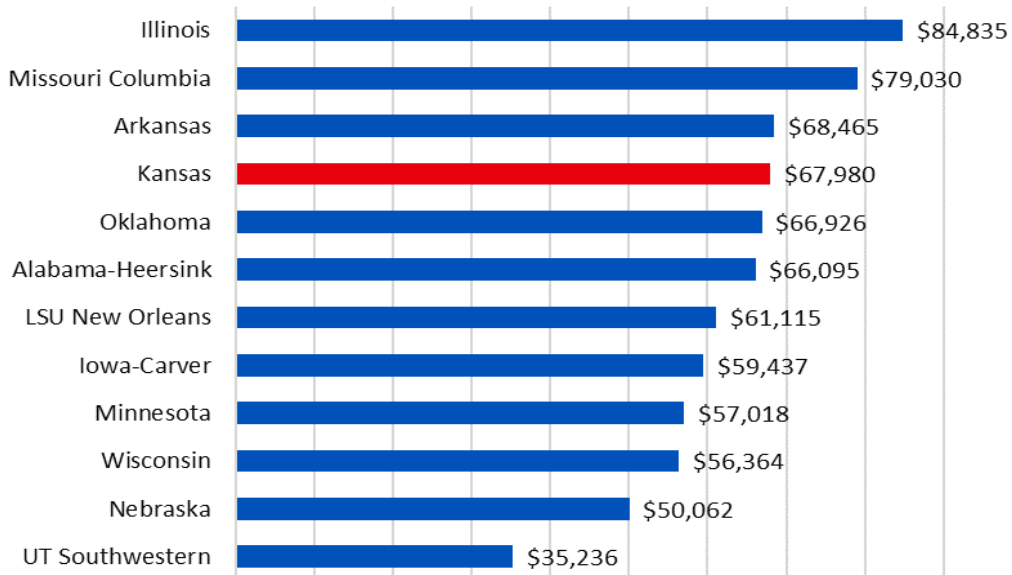
Last Updated: August 2022

Academic Year
2021-22

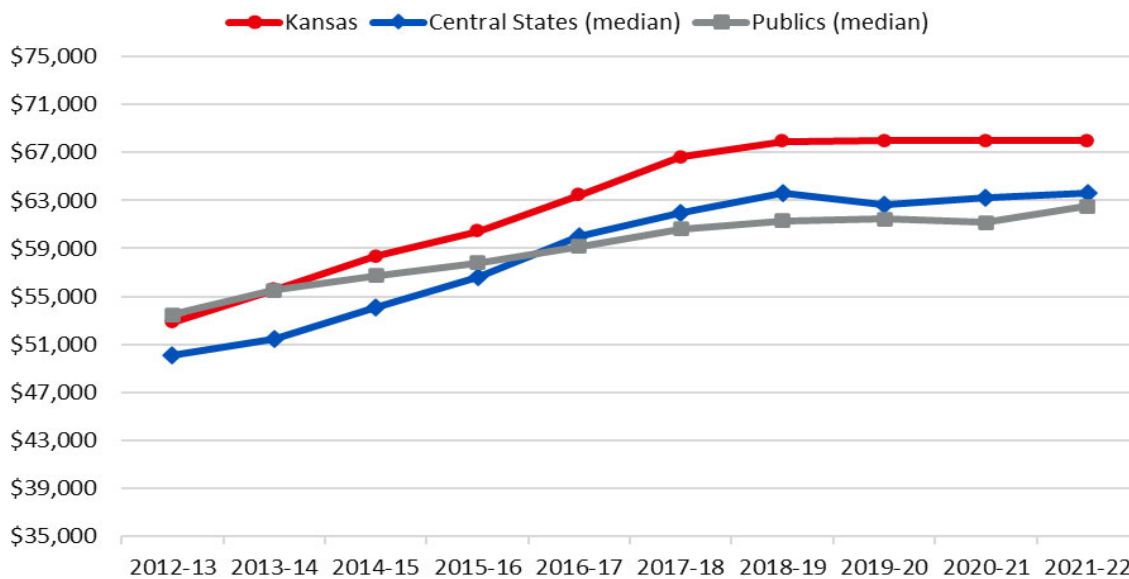
Residency
Non-Resident

Comparison Group
Central States Region

Non-Resident, Medical Tuition & Fees, 2021-22
Central States Region



Non-Resident, Medical Tuition & Fees, 2012-13 to 2021-22



Academic Year	2013	2014	2015	2016	2017	2018	2019	2020	2021	2022
Kansas	\$52,860	\$55,574	\$58,338	\$60,432	\$63,470	\$66,609	\$67,930	\$67,980	\$67,980	\$67,980
Central States (median)	\$50,105	\$51,422	\$54,100	\$56,610	\$60,042	\$61,974	\$63,589	\$62,632	\$63,262	\$63,605
Publics (median)	\$53,482	\$55,540	\$56,713	\$57,802	\$59,170	\$60,642	\$61,323	\$61,444	\$61,163	\$62,541